

Student Name: \_\_\_\_\_

Score: \_\_\_\_\_

HW

**Box – Whisker Plot - Easy**

**Problem 1:**

Draw box and whisker for the given data:

8, 6, 3, 5, 3, 4, 2, 9

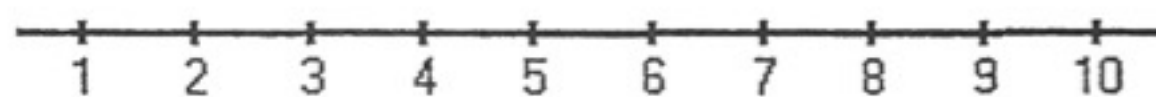
Work Space:

First Quartile =

Second Quartile or Median =

Third Quartile =

Range =



**Problem 2:**

Draw box and whisker for the given data:

4, 8, 8, 6, 2, 2, 8, 6, 6, 9

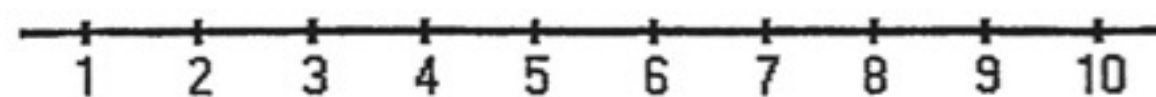
Work Space:

First Quartile =

Second Quartile or Median =

Third Quartile =

Range =



Student Name: \_\_\_\_\_

Score: \_\_\_\_\_

**Box – Whisker Plot - Medium**

**Problem 1:**

Draw box and whisker for the given data:

23, 10, 13, 30, 26, 8, 25, 18

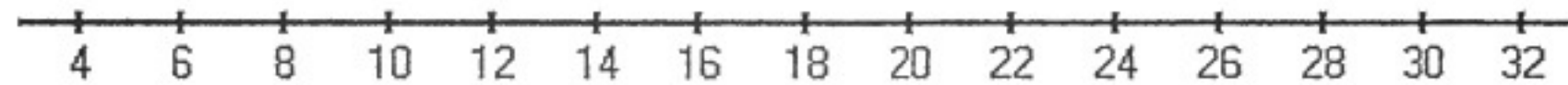
Work Space:

First Quartile =

Second Quartile or Median =

Third Quartile =

Range =



**Problem 2:**

Draw box and whisker for the given data:

35, 60, 20, 80, 95, 15, 40, 85, 75

Work Space:

First Quartile =

Second Quartile or Median =

Third Quartile =

Range =

