

Name _____

**Practice
1-7**

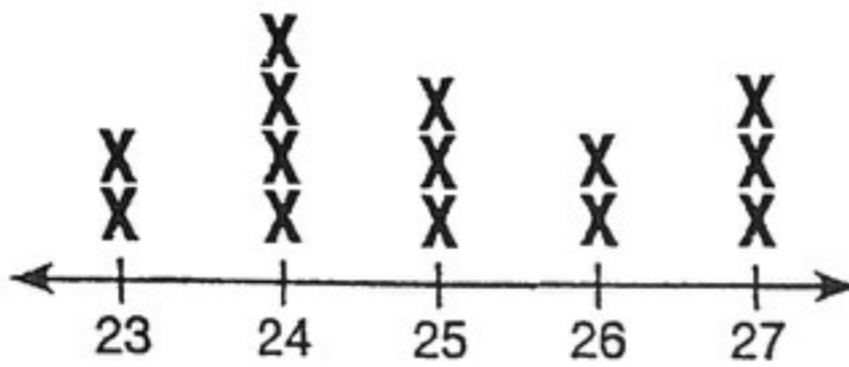
HW

Median and Mode

Find the median and mode(s).

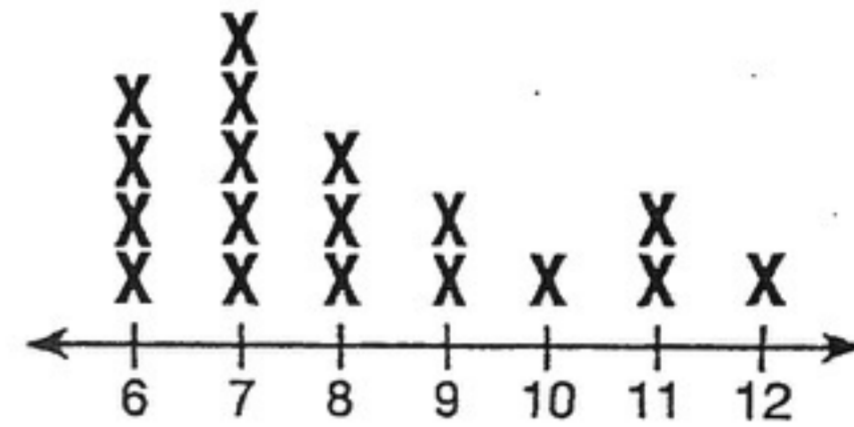
1. median _____

mode(s) _____



2. median _____

mode(s) _____



3. median _____

mode(s) _____

stem	leaf
1	8 8 9
2	0 3 5 5 7 9
3	1 3 8
4	2 3 5

4. median _____

mode(s) _____

stem	leaf
3	4 6 9
5	0 2 3 7 8
6	1 4 6 7
7	2 3

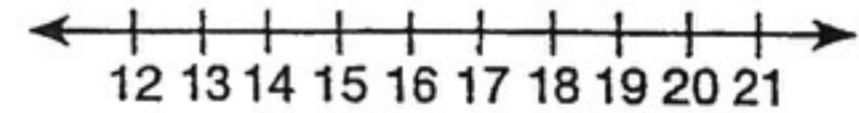
5. 13, 19, 20, 22, 24, 19, 14, 18, 20, 19, 32, 17, 40, 27, 25, 35, 28.

median _____ mode(s) _____

In Exercises 6–7, make a line plot for each data set, and then find the median and mode(s).

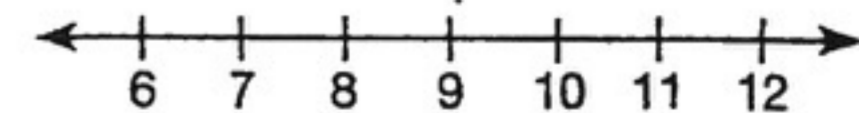
6. 12, 21, 17, 13, 19, 12, 17, 15, 21, 17, 14, 13

median _____ mode(s) _____



7. 6, 12, 8, 7, 10, 12, 8, 9, 11, 8, 7, 10, 11

median _____ mode(s) _____



8. Find the median and mode(s) for the number of congressional representatives for the southern states:

Alabama: 7	Georgia: 11	Mississippi: 5	Tennessee: 9
Arkansas: 4	Kentucky: 6	North Carolina: 12	Texas: 30
Delaware: 1	Louisiana: 7	Oklahoma: 6	Virginia: 11
Florida: 23	Maryland: 8	South Carolina: 6	West Virginia: 3

median _____

mode(s) _____